

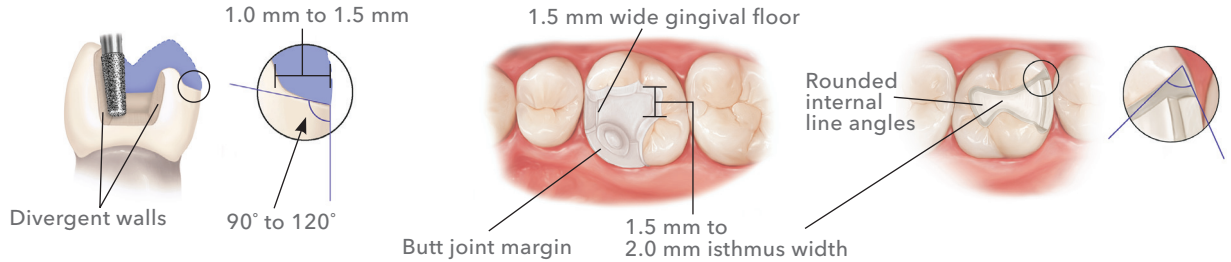
# PREPARATION GUIDE

MicroDental is pleased to offer this preparation guide to illustrate the clinical protocol for some of today's most requested restorative alternatives. We encourage you to refer to this guide during preparation to ensure an esthetic, comfortable, and functional result.

MicroDental.com

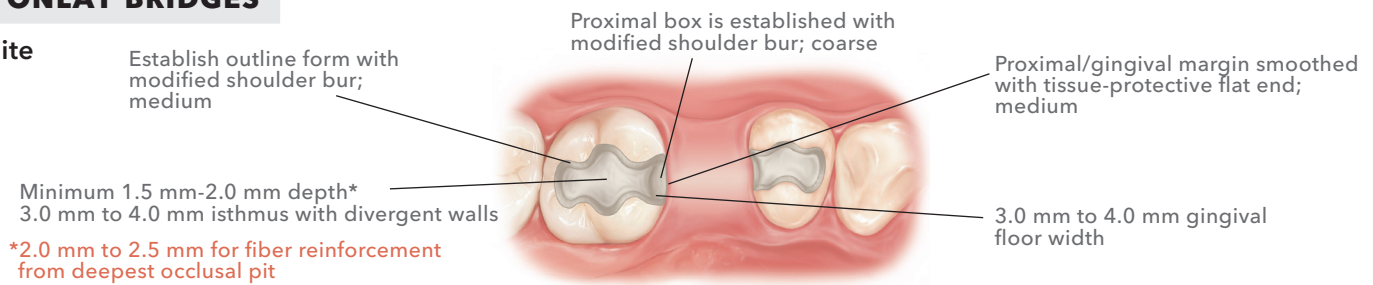
## INLAYS/ONLAYS

- e.max®
- Composite



## INLAYS/ONLAY BRIDGES

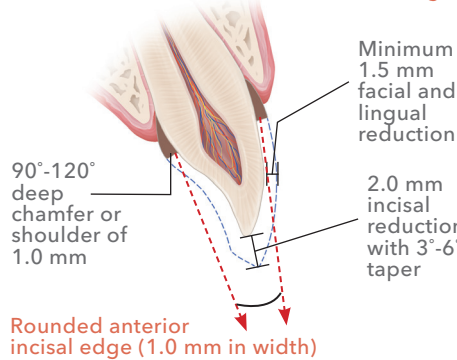
- Composite
- PFM



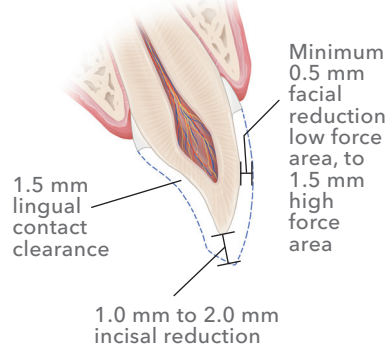
## ANTERIOR CERAMIC CROWNS

- P2Z (Zirconia)
- ZEUS

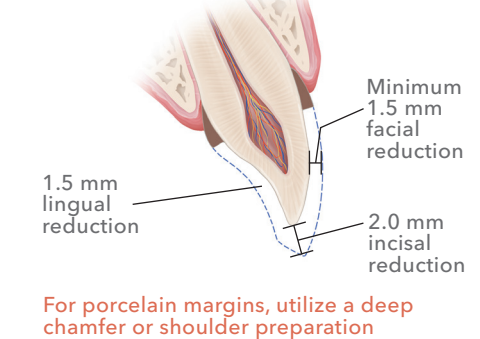
360° shoulder or deep chamfer with rounded internal line angles



- e.max
- ZEUS Ultra

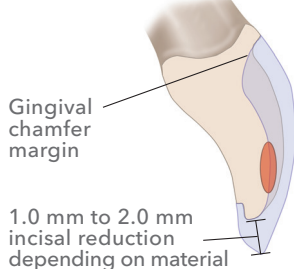


- PFM



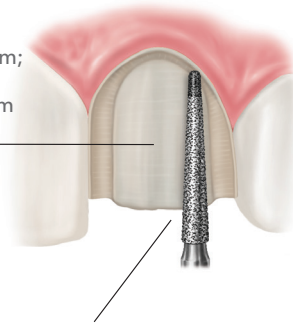
## VENEERS

- e.max
- ZEUS Ultra



Facial reduction:  
ZEUS Ultra Minimum 0.6 mm;  
e.max Minimum 0.3 mm;  
Cutback - 1.0 mm to 1.5 mm

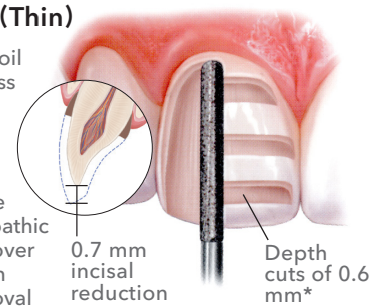
- Note:**
- To reduce black triangles or when tooth size discrepancy is an issue, please break contacts.
  - The margins should be equigingival or not more than 0.5 mm subgingivally.



- Feldspathic(Thin)

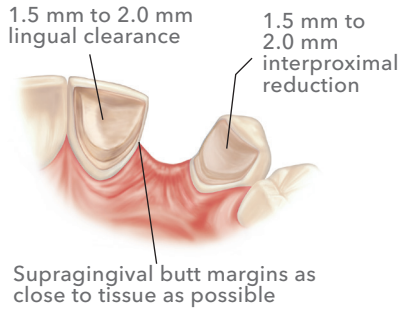
Feldspathic is a foil technique process and can also be pressed to as thin as 0.3mm for veneers. If sufficient space is present, feldspathic can be bonded over the existing teeth without the removal of any tooth structure.

Depending on the case requirements, however, some teeth may need to be prepared to accommodate for the thickness of the ceramic and to ensure for proper contour and emergence profile.

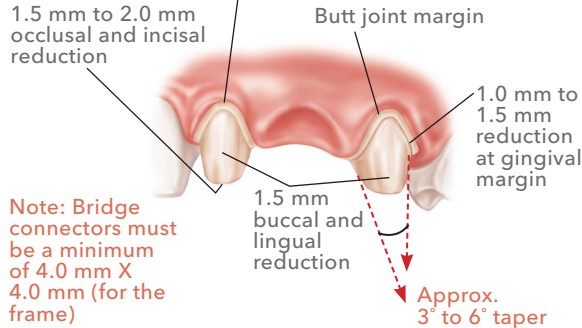


**ANTERIOR BRIDGES**

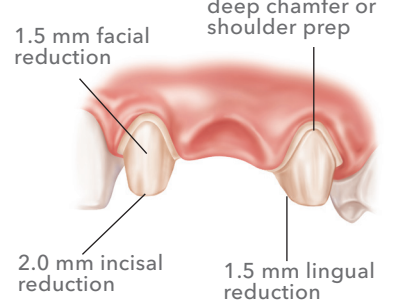
**- Maryland Bridge**



**- P2Z (Zirconia)**

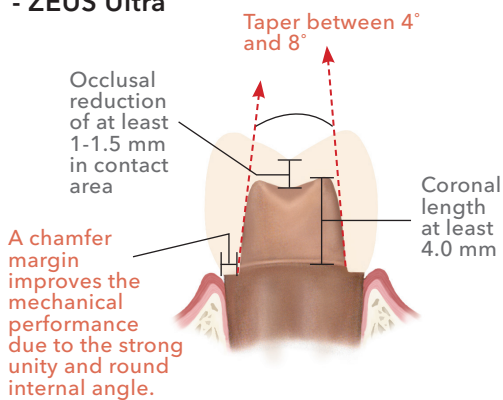


**- PFM**



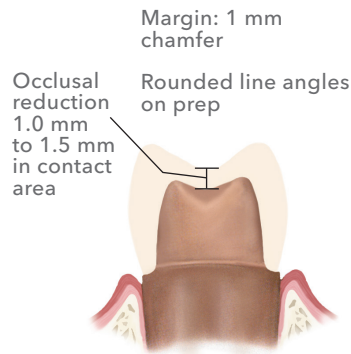
**POSTERIOR CROWNS**

**- e.max / e.maxP  
- ZEUS Ultra**



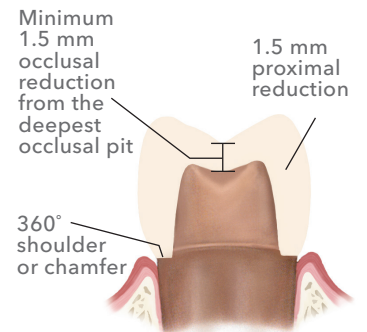
Conventional Cementation Preparation

**- ZEUS**

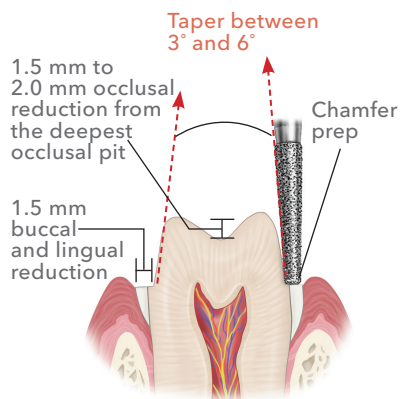


Conventional Cementation Preparation

**- PFM**

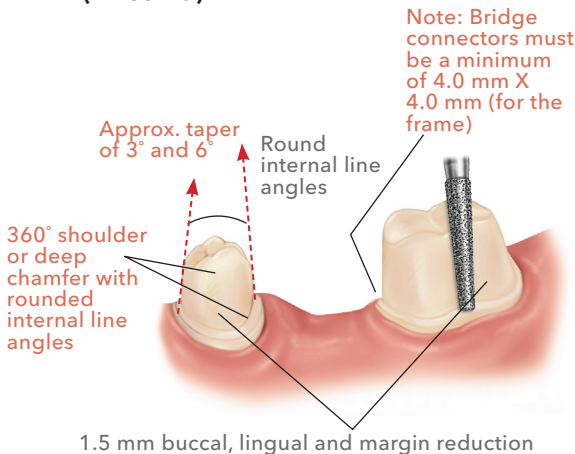


**- P2Z (Zirconia)**



**POSTERIOR BRIDGES**

**- P2Z (Zirconia)**



**- PFM**

